

Basic Statistics Practice WS 1

Name _____ Date _____

Find the mean, median, mode, and range of the data. Round to the nearest hundredth, if necessary.

1. 10, 7, 13, 10, 8


2. 110, 114, 104, 108, 106

3. 15, 17, 15, 17, 21, 17, 15, 23


4. 50.8, 51.6, 51.9, 52, 52.5, 52.8, 53.1

Find the 5 number summary and the IQR of the data and draw a box plot. Round to the nearest hundredth, if necessary.


5. 10, 7, 13, 10, 8




6. 110, 114, 104, 108, 106




7. 87, 75, 85, 77, 74, 82



8. 15, 17, 15, 17, 21, 17, 15, 23



9. 40, 46, 41, 46, 49, 49, 46, 44, 44



10. 50.8, 51.6, 51.9, 52, 52.5, 52.8, 53.1

